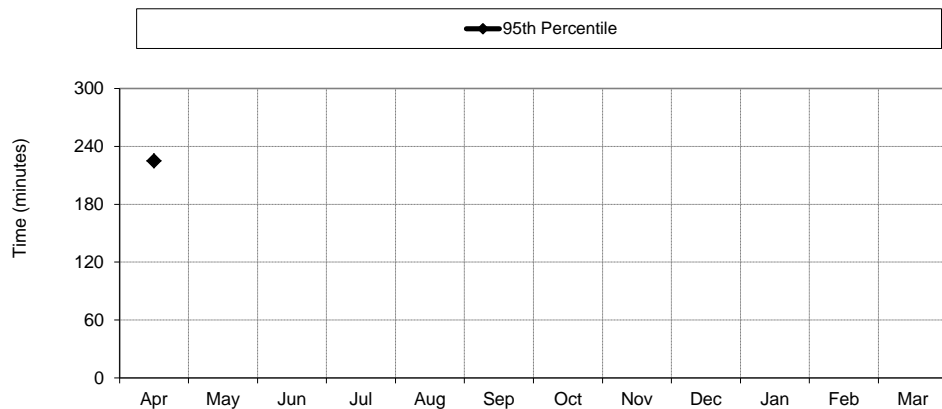


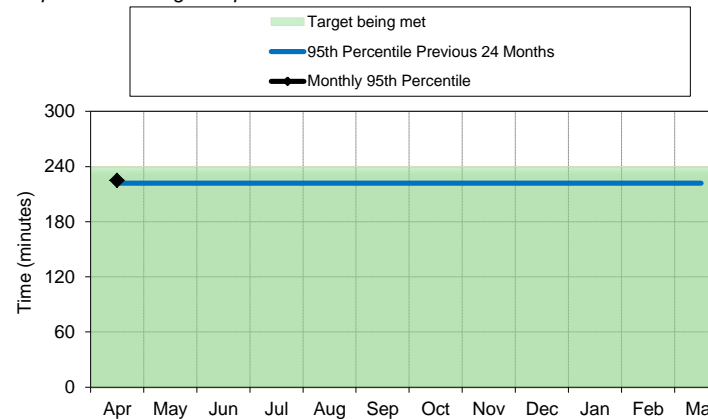
Sheffield Children's NHS Foundation Trust - A&E Quality Indicators 2014/15

Total time in the A&E department

Site-level performance



Site performance against performance thresholds



Description of Data

The Total Time in the A&E Department indicator looks at all attendances to the Emergency Department and measures the time between when the patient first arrived and the time the patient was either admitted, transferred or discharged, i.e. the total time spent in the A&E department.

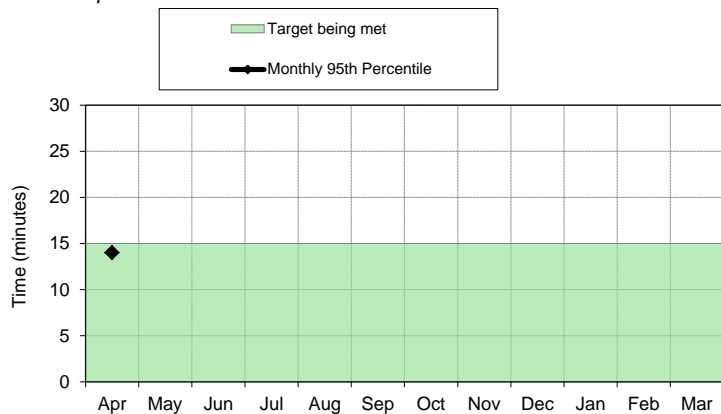
The target for the Total Time in the A&E Department is that 95% of attendances to the Emergency Department should spend 240 minutes (4 hours) or less in the department in total.

The Trust has measured this target for a number of years and has failed to achieve this on only one occasion in April 2013. In April 2014 the Sheffield Children's Hospital Trust has achieved this target again with more than 95% of people attending the Emergency Department seen and either admitted or sent home within 4 hours. Sometimes patients do stay in the Emergency Department longer than 4 hours particularly if they are very ill and need a lot of clinical attention before they can be moved on to a more appropriate area within the hospital.

122 95th percentile this month

Time to Initial Assessment

Site-level performance



Description of Data

The Time to Initial Assessment indicator looks at all patients who arrived by Emergency Ambulance and measures the time between when the patient first arrived in the Emergency Department and the time they received their initial assessment.

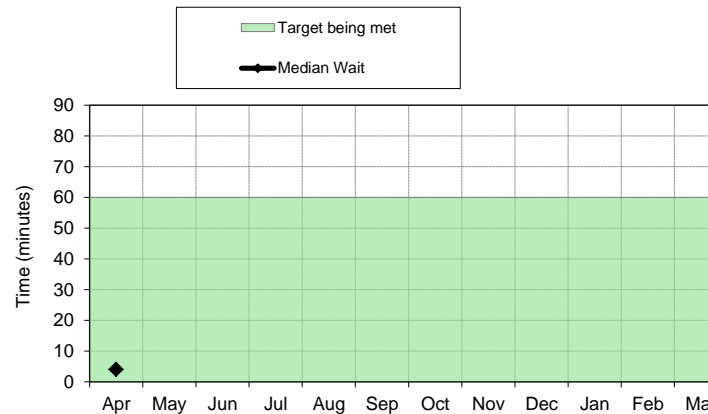
The target for Time to Initial Assessment is that 95% of patients who arrive by Emergency Ambulance should receive their initial assessment within 15 minutes or arrival.

This measures how long patients wait to be seen by a nurse or a doctor when they come to the Emergency department by ambulance. For adults this is a useful way of measuring whether the sickest patients are seen quickly. The Trust continues to meet this target, however for children it is important to realise that not all sick children come by ambulance; some very unwell children are brought by their parents in their own.

30 95th percentile this month

Time to Treatment

Site-level performance



Description of Data

The Time to Treatment indicator looks at all attendances to the Emergency Department and measures the time between when the patient first arrived and the time they were seen by a clinician who can diagnose the problem and arrange or start treatment, known as the decision-making clinician.

The target for Time to Treatment is that 50% of attendances to the Emergency Department should see the decision-making clinician within 60 minutes of arrival.

For this target at least half the people coming to the department should see someone who can make a decision about their treatment (this could be a nurse or a doctor) within 60 minutes. The Trust continues to exceed this target.

34 Median Wait this month

Unplanned re-attendance		Left without being seen	
<p>Site-level performance</p>	<p>Description of Data</p> <p>The Unplanned Re-attendance Rate indicator looks at unplanned follow-up attendances to the Emergency Department within 7 days of the patient's original attendance.</p> <p>The target for the Unplanned Re-attendance Rate is that less than 5% of patients should re-attend an unplanned follow-up within 7 days.</p>	<p>Site-level performance</p>	<p>Description of Data</p> <p>The Left Without Being Seen Rate indicator looks at patients who left the Emergency Department before seeing a clinician who could diagnose the problem and arrange or start treatment (known as the decision-making clinician).</p> <p>The target for the Left Without Being Seen Rate is that less than 5% of patients should leave the department before seeing a decision-making clinician.</p>
<p>Re attendance within 7 days is more common in children than in adults as children more often suffer different conditions within a shorter time span, for example having an accident and then later a chest infection. This indicator is not sufficiently sensitive to separate these issues out however the Department of Health require that all Trusts be measured against this target and the Trust continues to fail this target. For children, we would always say if you remain worried about your child when you have gone home, or if the situation changes do come back, or if appropriate make an appointment with your GP if this can be done in a timely way.</p>	<p>8.6% Rate this month</p>	<p>The Trust continues to achieve this target and shows that not many patients who come to the hospital leave before being seen by a clinical member of staff. Sometimes, when the hospital is busy the number of people who leave without being seen can increase.</p>	<p>0.9% Rate this month</p>