




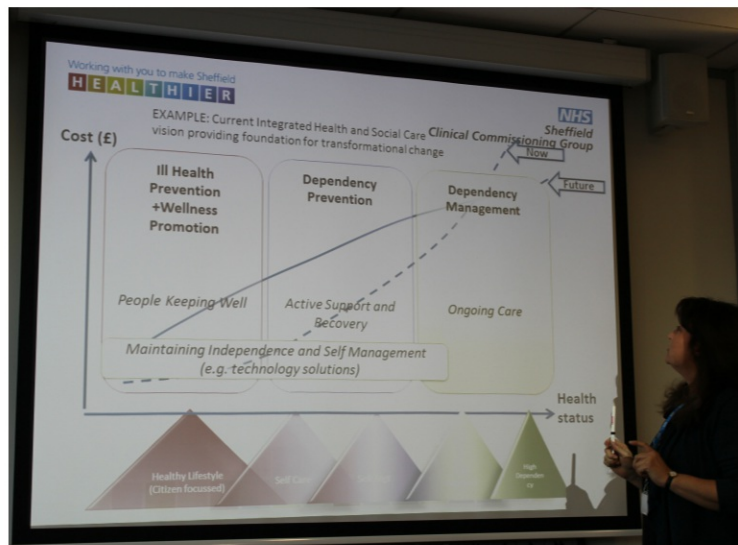
Active Support & Recovery

The Vision



To provide accessible, person centred and fully integrated services in the heart of each community in Sheffield, preventing avoidable hospital and long term care admissions, and enabling those patients with ongoing complex needs to maximise their independence.





AS&R - The 'How'

Developing integrated care across Sheffield that is:

- ★ Delivered through a range of services within Neighbourhoods and City wide.
- ★ Linked with other key strategies such as:
 - ✓ Primary care
 - ✓ Urgent care
 - ✓ Long term conditions
 - ✓ Mental health
 - ✓ Children and Young People
- ★ Focused on providing Care Closer to Home and person-centred services as its primary objectives.
- ★ Aimed at patients with one or more long term conditions to help them maintain their independence in their own home.



The Neighbourhood Approach

- ★ 16 defined geographies across Sheffield
- ★ GPs and Primary Care at the Heart of delivery
- ★ Collaboration with all key stakeholders
- ★ Better use of resources - more for the Sheffield £

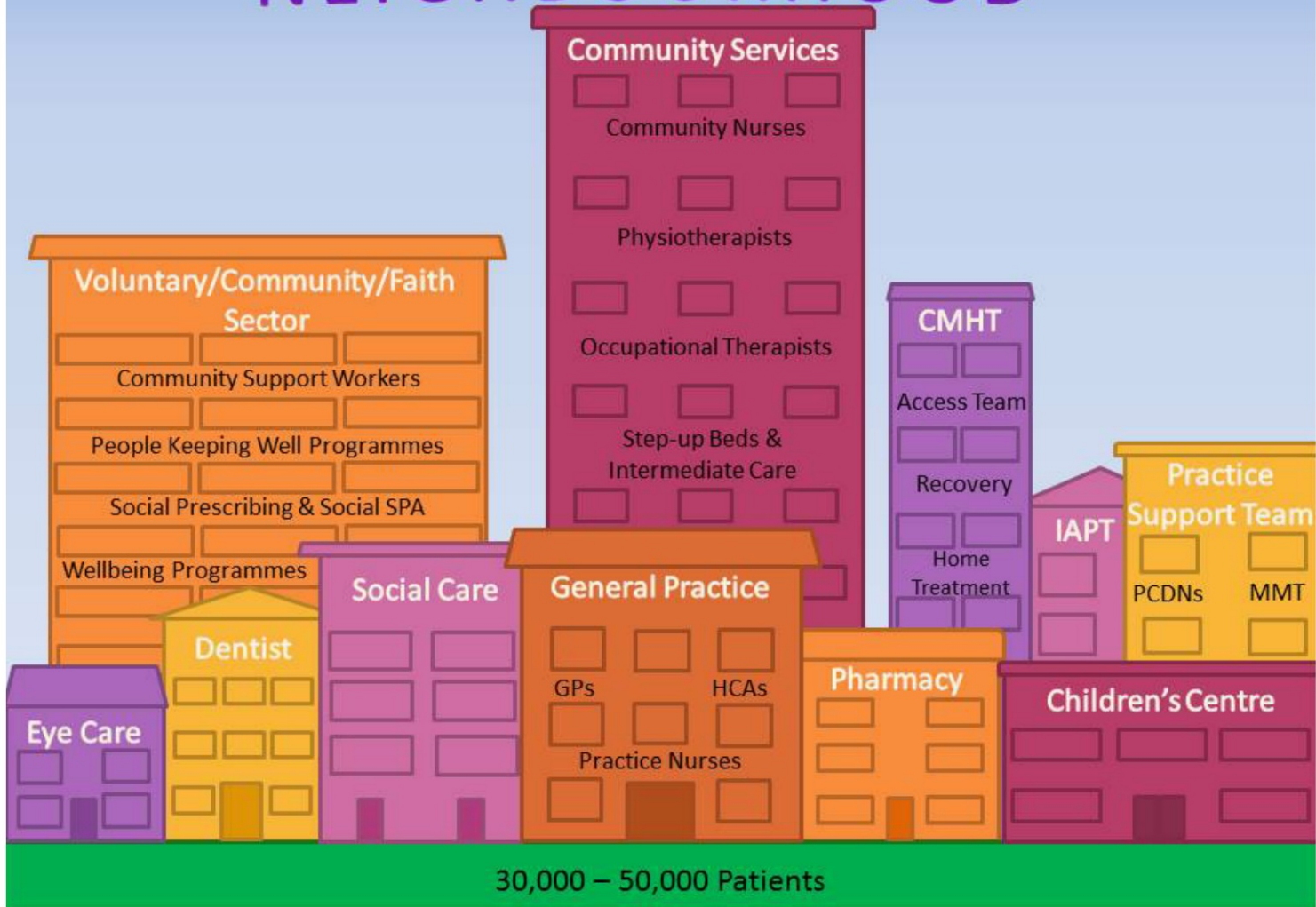


City-wide Services

- ★ Rapid Response
- ★ Community Nursing and therapies
- ★ Community Mental Health
- ★ Case management and assessment
- ★ Intermediate care
- ★ Single Point of Access
- ★ Community Intermediate Care Service (CICS) and Short Term Intervention Team (STIT)



NEIGHBOURHOOD





The goal is to create a 'system of care' that is:

- ✓ Accountable
- ✓ Responsible
- ✓ Effective and Efficient
- ✓ Proactive

Visit:

<http://www.sheffieldccg.nhs.uk/our-projects/neighbourhoods.htm>

