





**Covid-19 Cleaning**<sup>12</sup>

- Frequent hand hygiene and regular decontamination of frequently touched environmental and equipment surfaces will help to reduce the risk of infection transmission.
- Increased cleaning activity should be undertaken throughout the home to reduce the risk of the virus contaminating hard surfaces. Please keep the home ventilated by opening windows when safe and appropriate to do so.

**Cleaning of rooms where residents are being isolated**

- Try to keep the room clutter-free and avoid storing any unnecessary equipment or soft furnishings in individuals' own rooms to prevent unnecessary contamination of items.
- Domestic staff should be advised to clean the isolation room(s) after all other unaffected areas of the home have been cleaned – using colour coded equipment.
- Ideally, isolation room cleaning should be undertaken by staff who are also providing care in the isolation room.
- The person responsible for undertaking the cleaning with detergent and disinfectant should be familiar with these processes and procedures:

Disposable Gloves	Plastic Apron	Fluid Resistant Surgical Mask (FRSM) Type IIR	Eye/Face Protection
<p><b><u>Single use</u></b>                      To protect you from contact with residents body fluids and secretions</p> 	<p><b><u>Single use</u></b>                      To protect you from contact with residents body fluids and secretions</p> 	<p><b><u>Sessional use*</u></b>                      FRSM can be worn on a sessional basis this means changing masks in between breaks, if damaged or moist.</p> 	<p><b><u>Sessional use</u></b>                      Where there is a risk of contamination to the eyes from respiratory droplets or splashing from secretions</p> 

**Before entering the residents (isolation) room**

- Collect any cleaning equipment and waste bags required before entering the room.
- Any cloths and mop heads used must be disposed of as single use items.
- Before entering the room, perform hand hygiene then put on a fluid resistant surgical mask (FRSM), disposable plastic apron and gloves.

**On entering the residents (isolation) room**

- Keep the door closed with windows open to improve airflow and ventilation whilst using detergent and disinfection products.
- Bag any disposable items that have been used for the care of the patient as infectious (orange bag) waste.

<sup>1</sup> [https://assets.publishing.service.gov.uk/government/uploads/system/uploads/attachment\\_data/file/880274/Admission\\_and\\_Care\\_of\\_Residents\\_during\\_COVID-19\\_Incident\\_in\\_a\\_Care\\_Home.pdf](https://assets.publishing.service.gov.uk/government/uploads/system/uploads/attachment_data/file/880274/Admission_and_Care_of_Residents_during_COVID-19_Incident_in_a_Care_Home.pdf)

<sup>2</sup> <https://www.gov.uk/government/publications/covid-19-decontamination-in-non-healthcare-settings/covid-19-decontamination-in-non-healthcare-settings>

## **Cleaning process**

- Use disposable cloths/paper roll/disposable mop heads, to clean and disinfect all hard surfaces/floor/chairs/door handles/reusable non-invasive care equipment/sanitary fittings in the room
- All dishes, drinking glasses, cups, eating utensils, should be cleaned in a dishwasher, if possible, or hot soapy water, after each use, and dried.

## **Cleaning Products**

- Use either a combined detergent disinfectant solution at a dilution of 1000 parts per million (ppm) available chlorine (av.cl.) **or**
- A neutral purpose detergent followed by disinfection (1000 ppm av.cl.).
- Follow manufacturer's instructions for dilution, application and contact times for all detergents and disinfectants.
- Ensure that cleaning products are marked EN14476 for Virucidal properties.
- For carpeted floors/items that cannot withstand chlorine-releasing agents, consult the manufacturer's instructions for a suitable alternative to use following, or combined with detergent cleaning.

## **On leaving the room**

- Discard detergent/disinfectant solutions safely at disposal point.
- Dispose of all waste as infectious waste.
- Clean, dry and store re-usable parts of cleaning equipment, such as mop handles.
- Remove and discard PPE (apart from sessional use mask) as infectious waste as per local policy. New gloves and apron should be worn for cleaning each room.
- Perform hand hygiene.

## **Deep Cleaning a room when a resident no longer requires the room**

- Once a symptomatic individual has left the home or recovered (no longer symptomatic) the immediate area, e.g. hard surfaces, bed, sink and toilet should be cleaned with detergent and disinfectant.
- The curtains, shower curtains, and bed linen should be removed and sent to laundry.
- Clean all high surfaces (including high level windows, ledges and sills, curtain rails) if can be done safely. Clean lower level windows, ledges and sills.
- Unzip the mattress and check the inner foam for strike through. If soiled please replace the mattress. Clean all surfaces of mattress with chlorine-based cleaner and disinfectant
- Thoroughly clean all parts of bed with chlorine-based cleaner and disinfectant. Use steam cleaning (if available) for wheels, stubborn soiling and inaccessible areas.
- Clean all furniture and fixtures and fittings with chlorine-based cleaner and disinfectant, including undersides. Include doors, handles, light switches and en-suite rooms. Pay special attention to horizontal surfaces and dust collecting areas.
- Mop the floor area (unless carpet) with chlorine-based cleaner and disinfectant including ensuite.
- Steam clean/shampoo carpet and fabric chairs and allow to dry thoroughly. Clean any medical equipment with chlorine-based cleaner/disinfectant.
- Electrical equipment should be cleaned a per manufacturers guidelines.
- Please clean all wall mounted (soap and paper towel) dispensers.